



300 Tam Otomatik PLC




HIZLI, EKONOMİK
PROFESYONEL KESİM

 300 MM

 330 MM







Standart Özellikler

- Hidrolik Mengene
- invertörlü serit Hizi Kontrolü
- Su Pompası
- Malzeme Besleme
- Emniyet Switch

İZTES 300 Tam Otomatik Mafsalli - Full Automatic Pivot

KAPASİTE (YUVARLAK)	CAPACITY (ROUND)	Ø400mm
KAPASİTE(LAMA) 90° DERECE	CAPACITY (FLAT) 90°	400mm
TESTERE EBADI	BLADE SIZE	34x1,1x4660mm
TESTERE HIZI	BLADE SPEED	20-80 m/min
MENGENE SIKMA BASINCI	VIDE PRESSURE	25-30 BAR
ANA MOTOR	MAIN MOTOR	2.2 kW
HİDROLİK MOTOR	HYDRAULIC MOTOR	1.1 kW
SOĞUTUCU POMPA	COOLANT MOTOR	0.09
SURUCU MOTOR	DRIVE MOTOR	1.5 kW
VOLTAJ	VOLTAGE	380 V
FREKANS	FREQUENCY	50 Hz
HİDROLİK YAĞ CİNSİ	HYDRAULIC OIL TYPE	Tellus Number 46
HİDROLİK YAĞ KAPASİTESİ	HYDRAULIC OIL CAPACITY	34 lt
REDÜKTÖR YAĞ CİNSİ	GEARBOX OIL TYPE	ISO V6
REDÜKTÖR YAĞ KAPASİTESİ	GEARBOX OIL CAPACITY	0.7 lt
SOĞUTMA SUYU KAPASİTESİ	COOLANT CAPACITY	35 lt
BANKO YÜKSEKLİĞİ	BANK HEIGHT	850 mm
MAKİNE EBATLARI (ENxBOYxYÜKSEKLİK)	FLOOR SPACE	2400x2130x1670mm
MAKİNE AĞIRLIĞI	MACHINE WEIGHT	1100 kg
SEHPA EBATLARI (ENxBOYxYÜKSEKLİK)	TABLE SPACE	535x1500x850mm
SEHPA AĞIRLIĞI	TABLE WEIGHT	130 kg