


# 350x600 Yarı Otomatik




HIZLI, EKONOMİK  
PROFESYONEL KESİM

 350 MM


 600 MM
















## Standart Özellikler

- Hidrolik Mengene
- invertörlü serit Hizi Kontrolü
- Su Pompası
- Malzeme Besleme
- Emniyet Switch

### İZTES 350x600 Yarı Otomatik - Semi Automatic Double Column

KAPASİTE (YUVARLAK)	CAPACITY (ROUND)	Ø350mm
KAPASİTE(LAMA) 90° DERECE	CAPACITY (FLAT) 90°	600mm
TESTERE EBADI	BLADE SIZE	41x1,3x5000mm
TESTERE HIZI	BLADE SPEED	20-80 m/min
MENGENE SIKMA BASINCI	VIDE PRESSURE	25-30 BAR
ANA MOTOR	MAIN MOTOR	1,5 kW
HİDROLİK MOTOR	HYDRAULIC MOTOR	0.37 kW
SOĞUTUCU POMPA	COOLANT MOTOR	0.09
VOLTAJ	VOLTAGE	380 V
FREKANS	FREQUENCY	50 Hz
HİDROLİK YAĞ CİNSİ	HYDRAULIC OIL TYPE	Tellus Number 46
HİDROLİK YAĞ KAPASİTESİ	HYDRAULIC OIL CAPACITY	12 lt
REDÜKTÖR YAĞ CİNSİ	GEARBOX OIL TYPE	ISO V6
REDÜKTÖR YAĞ KAPASİTESİ	GEARBOX OIL CAPACITY	0,4 lt
SOĞUTMA SUYU KAPASİTESİ	COOLANT CAPACITY	30 lt
BANKO YÜKSEKLİĞİ	BANK HEIGHT	830mm
MAKİNE EBATLARI (ENxBOYxYÜKSEKLİK)	FLOOR SPACE	1700x1170x1200mm
MAKİNE AĞIRLIĞI	MACHINE WEIGHT	450 kg
SEHPA EBATLARI (ENxBOYxYÜKSEKLİK)	TABLE SPACE	400x1000x900mm
SEHPA AĞIRLIĞI	TABLE WEIGHT	60 kg