


550 Tam Otomatik PLC





HIZLI, EKONOMİK
PROFESYONEL KESİM

 550 MM

 580 MM









Standart Özellikler

- Hidrolik Mengene
- invertörlü serit Hizi Kontrolü
- Su Pompası
- Malzeme Besleme
- Emniyet Switch

İZTES 550 Tam Otomatik PLC - Full Automatic Double Column PLC

KAPASİTE (YUVARLAK)	CAPACITY (ROUND)	Ø550mm
KAPASİTE(LAMA) 90° DERECE	CAPACITY (FLAT) 90°	580mm
TESTERE EBADI	BLADE SIZE	41x1.3x7000mm
TESTERE HIZI	BLADE SPEED	20-80 m/min
MENGENE SIKMA BASINCI	VIDE PRESSURE	25-30 BAR
ANA MOTOR	MAIN MOTOR	4 kW
HİDROLİK MOTOR	HYDRAULIC MOTOR	1.1 kW
SOĞUTUCU POMPA	COOLANT MOTOR	0.09 kW
SURUCU MOTOR	DRIVE MOTOR	2.2 kW
VOLTAJ	VOLTAGE	380 V
FREKANS	FREQUENCY	50 Hz
HİDROLİK YAĞ CİNSİ	HYDRAULIC OIL TYPE	Tellus Number 46
HİDROLİK YAĞ KAPASİTESİ	HYDRAULIC OIL CAPACITY	34 lt
REDÜKTÖR YAĞ CİNSİ	GEARBOX OIL TYPE	ISO V6
REDÜKTÖR YAĞ KAPASİTESİ	GEARBOX OIL CAPACITY	1.5 lt
SOĞUTMA SUYU KAPASİTESİ	COOLANT CAPACITY	55 lt
BANKO YÜKSEKLİĞİ	BANK HEIGHT	850mm
MAKİNE EBATLARI (ENxBOYxYÜKSEKLİK)	FLOOR SPACE	3400x1980x2090mm
MAKİNE AĞIRLIĞI	MACHINE WEIGHT	1450 kg
SEHPA EBATLARI (ENxBOYxYÜKSEKLİK)	TABLE SPACE	625x2000x850mm
SEHPA AĞIRLIĞI	TABLE WEIGHT	180 kg